

## RadioLinx LMR-195 Type Cables

RadioLinx® cables are designed to provide the lowest attenuation and are pre-cut and assembled with connectors at the factory to ensure ultimate reliability and customer satisfaction. LMR -195 Type Cables are ideal for jumper assemblies in wireless communication systems and short antenna feed runs.



Features	Benefits
Flexible	<ul style="list-style-type: none"> <li>With a 1/2 - inch minimum bend radius, the LMR-195 cable is substantially more flexible than RG142 and very comparable to RG58</li> </ul>
Low Loss	<ul style="list-style-type: none"> <li>LMR-195 boasts lower loss than other RG58/RG142 type cables.</li> <li>Achieved through the use of high velocity gas-injected closed cell foam dielectric, and bonded aluminum tape outer conductor</li> </ul>
Weatherproof	<ul style="list-style-type: none"> <li>The UV-protected black polyethylene jacket makes the cables rugged and resistant to the full range of outdoor environments</li> </ul>
RF Shielding	<ul style="list-style-type: none"> <li>The bonded aluminum tape outer conductor is overlapped to provide 100% coverage, resulting in .90 dB RF shielding (.180 dB crosstalk)</li> </ul>
Phase Stability	<ul style="list-style-type: none"> <li>The intimately bonded structure and foam dielectric of LMR cables provide excellent phase stability over temperature and with bending.</li> <li>The high velocity dielectric results in superior phase stability as compared with RG58 and RG142 solid dielectric cables</li> </ul>
Backed by ProSoft Technology®	<ul style="list-style-type: none"> <li>Industrial data communications experts who understand your protocols, devices, and applications</li> <li>Three year standard warranty</li> </ul>

### Mechanical Specifications

Minimum Bend Radius	0.5 in. (12.7 mm)
Bending Movement	0.2 ft lbs (0.27 N-m)
Weight	0.021 lb/ft (0.03 kg/m)
Tensile Strength	40 lbs (18.2 kg)
Flat Plate Crush	15 lb/in. (0.27 kg/mm)

### Attenuation

	Frequency	dB/100 ft	dB/100 m
	915 MHz	11.2	36.8
	2450 MHz	18.8	61.7
	5800 MHz	29.9	98.1

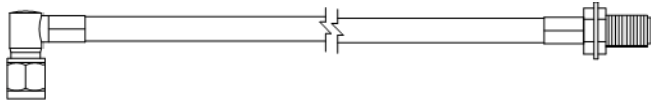
### Environmental Specifications

Installation Temp Range	-40° / +185°F (-40° / +85°C)
Storage Temp Range	-94° / +185°F (-70° / +85°C)
Operating Temp Range	-40° / +185°F (-40° / +85°C)

### Electrical Specifications

Voltage Withstand	1000 VDC
Peak Power	2.5 kW
Jacket Spark	3000 VRMS

## Extension Cables



### C19M10-30-0XX (RP-SMA Plug to RP-SMA Jack)

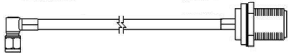
LMR-195 Extension Cable with reverse polarity, right angle RP SMA male type connector on radio side and reverse polarity, SMA bulkhead connector on antenna side. Use to remotely mount antennas with RP female connectors.

## Conversion Cables



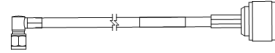
### C19M10-40-0XX (RP-SMA Plug to N Plug)

LMR-195 type Conversion Cable with reverse-polarity, right angle RP SMA male type connector on radio side and standard N male plug connector on antenna side. Converts SMA connector type to N plug type and normally attaches to enclosure side bulkhead lightning protector.



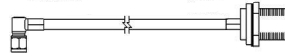
### C19M10-80-0XX (RP-SMA Plug to N Jack)

LMR-195 type conversion cable with reverse polarity, right angle SMA male type connector on radio side and standard N bulkhead connector on antenna side. Converts SMA connector type to N bulkhead and normally attaches to extension cable on outside of enclosure for indoor applications (this is, no lightning protector).



### C19M11-40-0XX (SMA Plug to N Plug)

LMR-195 type Conversion Cable with a right angle SMA male type connector on radio side and standard N male plug connector on antenna side. Converts SMA connector type to N plug type and normally attaches to enclosure side bulkhead lightning protector.



### C19M11-80-0XX (SMA Plug to N Jack)

LMR-195 type conversion cable with a right angle SMA male type connector on radio side and standard N bulkhead connector on antenna side. Converts SMA connector type to N bulkhead and normally attaches to extension cable on outside of enclosure for indoor applications (this is, no lightning protector).

## Additional Products

ProSoft Technology® offers a full complement of hardware and software solutions for a wide variety of industrial communication platforms. Visit our web site at <http://www.prosoft-technology.com> for a complete list of products. To order these products, please use the following:

Part Number	Part Description
C19M10-30-002	2' LMR 195 RA RP-SMA plug → RP-SMA BH jack cable
C19M10-30-005	5' LMR 195 RA RP-SMA plug → RP-SMA BH jack cable
C19M10-30-010	10' LMR 195 RA RP-SMA plug → RP-SMA BH jack cable
C19M10-30-015	15' LMR 195 RA RP-SMA plug → RP-SMA BH jack cable
C19M10-30-020	20' LMR 195 RA RP-SMA plug → RP-SMA BH jack cable
C19M10-40-002	2' LMR 195 RA RP-SMA plug → N plug cable
C19M10-40-005	5' LMR 195 RA RP-SMA plug → N plug cable
C19M10-40-010	10' LMR 195 RA RP-SMA plug → N plug cable
C19M10-40-020	20' LMR 195 RA RP-SMA plug → N plug cable
C19M10-60-002	2' LMR 195 RA RP-SMA plug → RA-N plug
C19M10-80-002	2' LMR 195 RA RP-SMA plug → N BH jack cable
C19M10-80-005	5' LMR 195 RA RP-SMA plug → N BH jack cable
C19M10-80-010	10' LMR 195 RA RP-SMA plug → N BH jack cable
C19M40-60-003	3' LMR 195 N plug → RA-N plug cable
C19M40-80-003	3' LMR 195 N plug → N Jack BH
C19M60-80-003	3' LMR 195 RA N plug → NBH jack cable
C19M11-40-002	2' LMR 195 RA SMA → N plug cable
C19M11-40-005	5' LMR 195 RA SMA → N plug cable
C19M11-80-002	2' LMR 195 RA SMA → N BH jack cable
C19M11-80-005	5' LMR 195 RA SMA → N BH jack cable

To place an order, please contact your local ProSoft Technology distributor. For a list of ProSoft distributors near you, go to <http://www.prosoft-technology.com>

#### Distributors:

Place your order by email or fax to:

**North American / Latin American / Asia Pacific**  
[orders@prosoft-technology.com](mailto:orders@prosoft-technology.com),  
 fax to +1 661.716.5101

#### Europe

[europe@prosoft-technology.com](mailto:europe@prosoft-technology.com),  
 fax to +33 (0) 5.61.78.40.52



Copyright © ProSoft Technology, Inc. 2009. All Rights Reserved.  
 May 08, 2009